

**23<sup>rd</sup> World Gas Conference**  
**June 2006, Amsterdam, Netherlands**

# **Meeting Pakistan's Energy Needs**

**Mukhtar Ahmed**

**Adviser to the Prime Minister of Pakistan on Energy  
Government of Pakistan**

# Pakistan

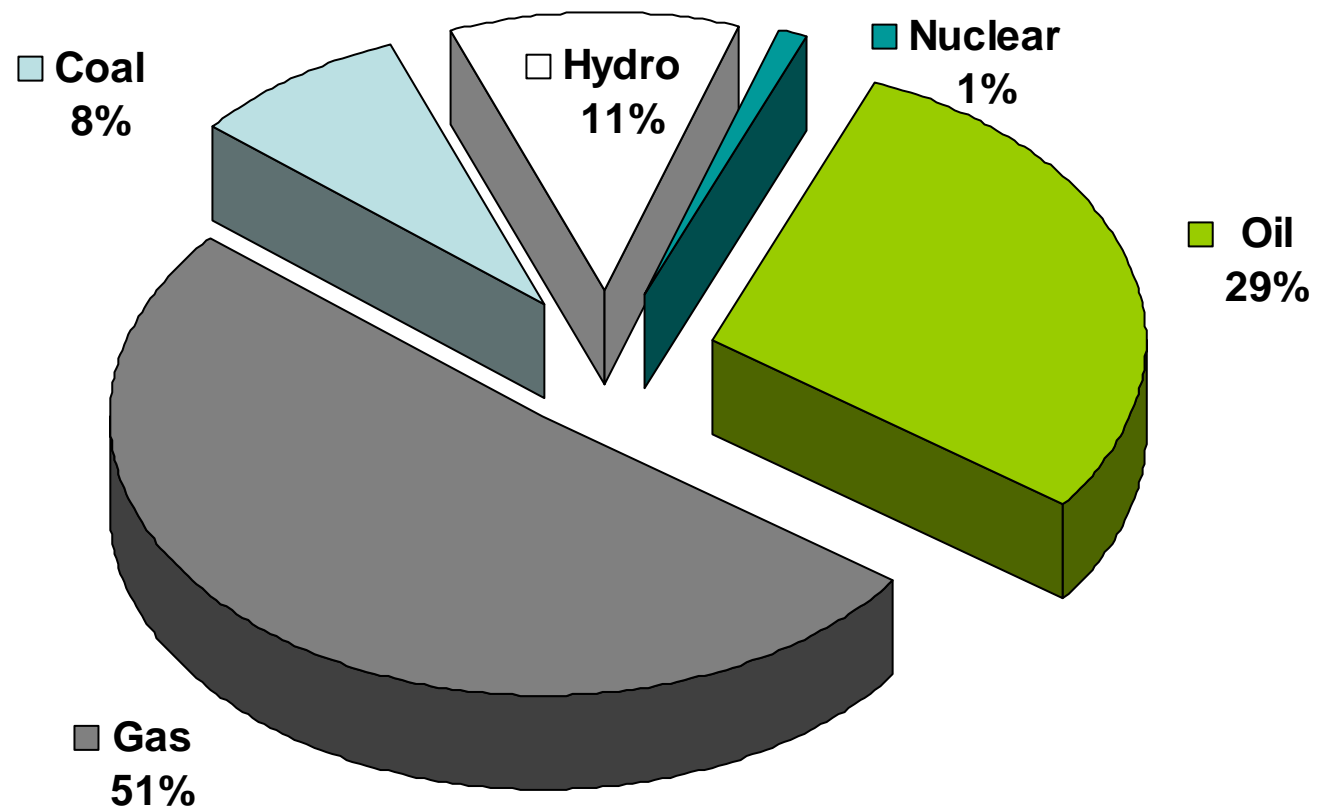
---

## a country perspective

- **Population** 152.3 million
- **Per capita income** US\$ 847
- **GDP growth rate** 8.4%
- **Industry growth rate** 12.5%
- **Literacy** 50%
- **Population below poverty line** 23.9%
- **Households with electricity** 60.2%
- **Households with natural gas** 18.2%

# Primary Energy Supply (2005): 56 mmtoe

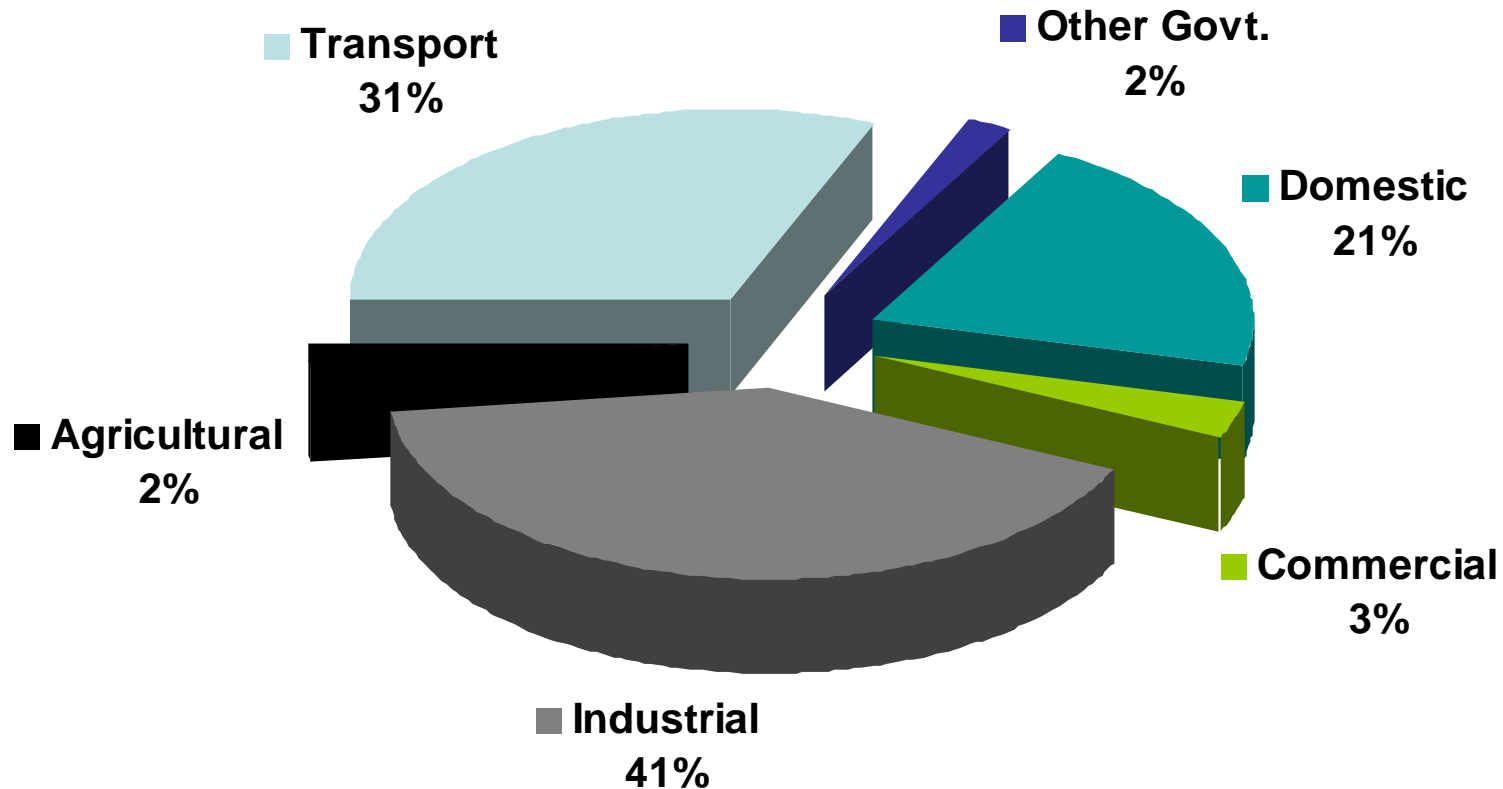
---



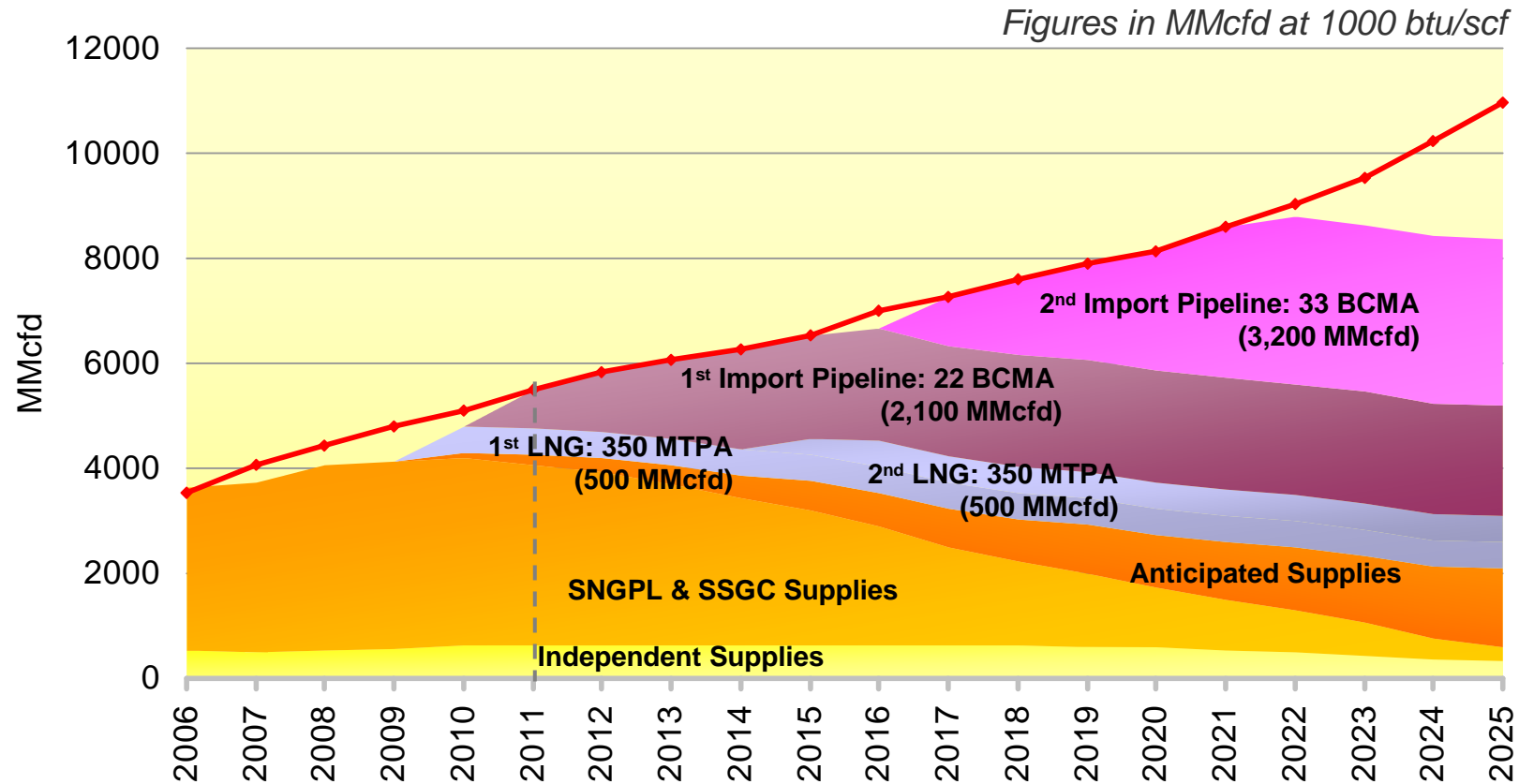
# Sector-wise Consumption (2005)

---

## Primary Energy 32 mmtoe



# Pakistan Natural Gas Sourcing Strategy



	FY06	FY08	FY10	FY11	FY12	FY13	FY14	FY15	FY20	FY25
Demand	3,522	4,434	5,113	5,507	5,819	6,060	6,253	6,538	8,143	10,961
Indigenous Supplies	3,639	4,072	4,284	4,262	4,201	4,067	3,883	3,767	2,738	2,084
<b>Shortfall</b>	<b>117</b>	<b>(362)</b>	<b>(829)</b>	<b>(1,245)</b>	<b>(1,618)</b>	<b>(1,993)</b>	<b>(2,370)</b>	<b>(2,771)</b>	<b>(5,406)</b>	<b>(8,877)</b>

Demand & Supply Data Source: Hagler Bailly Pakistan

# Gas Import Pipeline Options

