

THE GAS MARKET DEVELOPMENT IN THE EURO-MEDITERRANEAN REGION

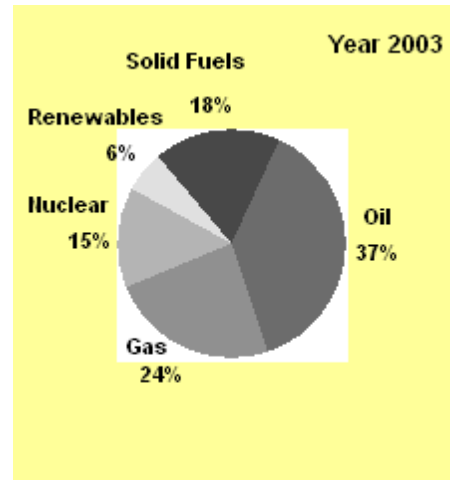
Jorge Vasconcelos

23rd WORLD GAS CONFERENCE

Committee Session 1

Amsterdam, June 8, 2006

EU GAS CONSUMPTION AND IMPORTS



Gross Inland Consumption
2003 (Mtoe)

Import Dependency 2003 (in %)

	All fuels	Solid fuels		
		Oil	Gas	
EU25	49,5	35,4	76,6	53,0

Gas Imports EU-15 (in Mio cubic metres)

Origin	2000	2002	2003	2004	Share 2004 (%)
Russia	78 484	68 807	74 160	76 709	32,5
Norway	46 714	61 351	66 707	67 212	28,5
Algeria	56 644	53 162	52 086	49 879	21,2
non spec. origin	6 808	15 966	18 700	24 899	10,6
Nigeria	4 283	6 276	8 746	10 538	4,5
Qatar	293	2 070	1 893	3 770	1,6
Other origins	1 857	2 972	1 666	2 747	1,2
Total Imports	195 083	210 604	223 958	235 754	100,0

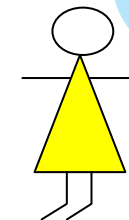

GAS LIBERALISATION: THE EUROPEAN MODEL



**FREEDOM OF
INVESTMENT**

**REGULATED
ACCESS T,D,LNG**

**FREEDOM OF
CHOICE**





ENTIDADE
REGULADORA DOS
SERVIÇOS ENERGÉTICOS

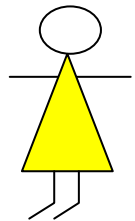
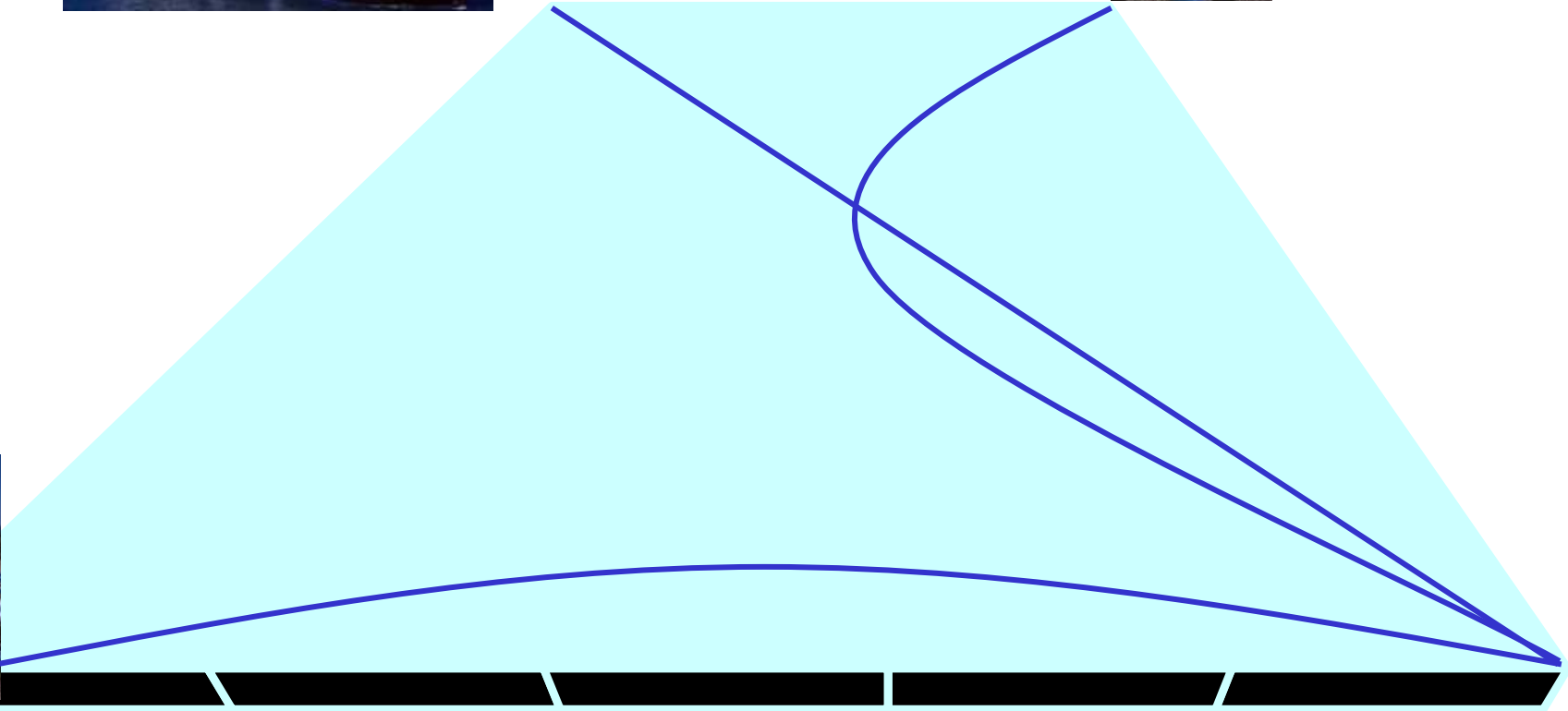
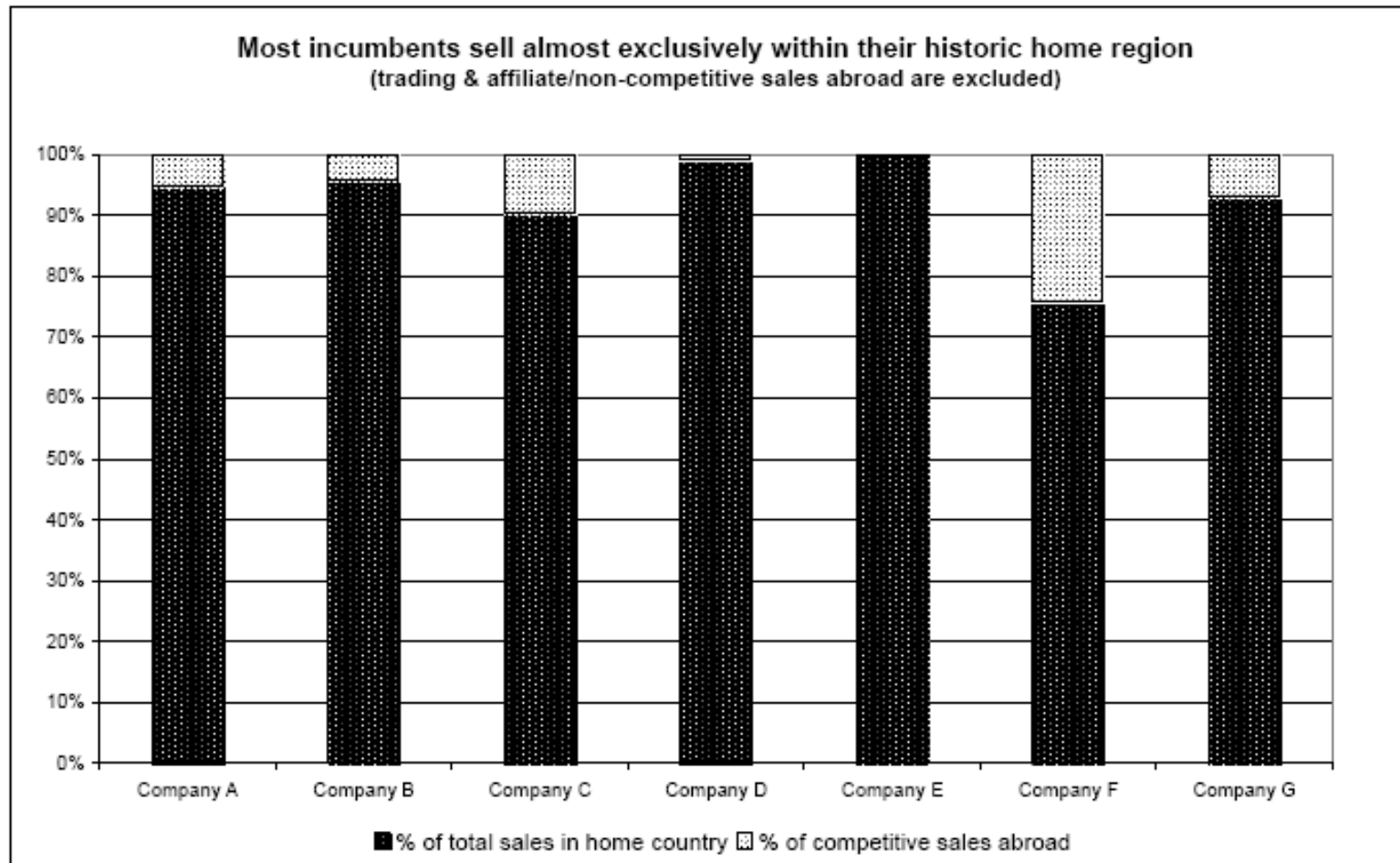


Figure 19



Source: *Energy Sector Inquiry 2005/2006*

WORKSHOP

“THE ENERGY REGULATORS COMMUNITY IN THE MEDITERRANEAN BASIN”

“Regulatory authorities remarked that the implementation of a stable, harmonized, transparent and consistent regulatory framework for the electricity and gas sectors, inspired by EU rules, and the development of regional markets will greatly facilitate the financing of large infrastructure projects. Such regulatory framework should aim at the gradual integration and opening of national markets. (...)

In order to promote the achievement of a consistent harmonized and investment – friendly regulatory framework (...) Regulatory Authorities have decided to establish a permanent Mediterranean Working Group on Electricity and Natural Gas Regulation (MEDREG)”

ROME, 29 MAY 2006